



Creating balance in healthcare



Life without limits 2019





lopital®

transforming the shower experience
protecting the caregiver.

A complete range of showering solutions for improving outcomes

Cross-infection issues can be reduced or eliminated by equipment properly designed to ease the caregiver's task ensuring a thorough shower is given. Equally as important to reducing cross-infection is equipment designed to be easily disinfected post shower or hygiene activity. Lopital products are designed to meet that requirement.

Reduce Cross Contamination

The resident enjoys comfort and dignity and the caregiver benefits from the improved safety and ergonomics of the Lopital product. This leads to a higher quality of care and a superior showering and hygiene experience for your residents.

Quality of Life

Positive Clinical Outcomes



Safety and Ergonomics

Everybody involved in the caregiving venue strives for a positive outcome for their patient or resident. When you bring all the factors identified above together with the proper tools, Lopital empowers you to improve outcomes and enhance your overall quality of care.

Your showering and hygiene equipment should reduce lost time, reduce lost time injuries, and the cost of care for your facility. Lopital integrates into your safe patient handling program through the thoughtful ergonomic design and function of our products.


“A paradigm shift that integrates safe patient handling into the shower”



Content

Shower / Commode Chairs	04
Shower Trolley / Shower Stretcher	15
Product Specifications	18

ProCare Medical is a national provider of showering and bathing products, and supplies Lopital products to the United States through our national dealer network. From the simple to the most complex, our mission is to provide care recipients significant improvements in quality of life, safety, and comfort. **ProCare Medical**

Lopital is a global manufacturer of shower and hygiene equipment with over 30 years of experience in medical equipment and showering devices. With a focus on flexible solutions for showering and hygiene, Lopital is based in the Netherlands and offers a wide and complete product range, improving the lives of both the caregiver and resident.  **lopital**[®]

Design and Development

The sleek and innovative design of the shower products provides both quality and functional use for years of trouble free service. With the integration of newer materials, including aluminum, many of the products are light weight and the effort required to push and maneuver is drastically reduced.

Solutions for All

With the introduction of the first height adjustable chair in 1995, the product range has grown to be one of the widest on the market for any shower or hygiene situation. From completely passive residents with high acuity needs, to the simple chair with the user participating, our products can be found in any healthcare or home setting. This now includes bariatric capacities for chairs, as well as supine showering products with innovative foldup features.

Comfort and Safety

The costs of injuries in the workplace continue to increase. With proper ergonomics and improved working conditions, the height adjustable showering products allow for significant healthcare cost savings, as well as improved dignity and comfort for the resident.

As we continue to develop and market new products, we will always focus on creating solutions with both the caregiver and resident in mind.

Comfortable showering

Our shower chairs provide support and ensure a higher level of safety when taking a shower. These products provide greater independence to help the individual to care for themselves either independently or with assistance. Lopital products integrate effectively into safe patient handling programs.

The Lopital product line offers fixed and mobile shower and toilet chairs. Whether a shower or toilet chair is used, we believe it is important that the users experience security and comfort.

Taking care of people using traditional shower and toilet chairs is very cumbersome. The caregivers will be forced to stand in an unnatural position and have to cope with static back strain.

Lopital provides a solution to this problem with the height-adjustable shower and toilet chairs. With this feature, we also make an important contribution to occupational health and safety policy within the healthcare sector through improved ergonomics.

For more information
visit our website
www.procare-medical.com



NEW!

5100 5100

Nemo Tilt-in space Shower-toilet chair

Safe, hygienic and comfortable.



30 degree tilt



Swing-away removable footrests



5100 5100 FLA Nemo with Front Locking Armrests

In all simplicity
the best quality.

Technical specifications

Product no.	Product Description	Outside Depth	Outside Width	Inside seat depth	Inside seat width	seat height	Max. load kg	Max. load lbs	Product weight in kg	Product weight in lbs
5100-5100	Nemo Tilt in Space S/T chair	32	26	18	18	21	150	330	24	53

All measurements in this matrix are in inches.

5100 5199

Flexo Shower-toilet chair

Technical specifications

Product no.	Product Description	Outside Depth	Outside Width	Inside seat depth	Inside seat width	seat height adjustment	Max. load kg	Max. load lbs	Product weight in kg	Product weight in lbs
5100 5199	Flexo Shower-toilet chair	32	28	18	18	20/41	150	330	39	90

All measurements in this matrix are in inches.

Functional and simple.



Option: headrest.



High / low control by foot pump.



Option: straight armrests.



Removable footrests.

5100 5500

Elexo Shower-toilet chair

Convenient power height adjustment.



Option: headrest.



Ergonomically formed seat with inlay.



Ergonomically formed seat for toilet use.



Independent, fold-up padded armrests with front lock.



Charge point with magnetic coupling, no separate battery required.

Technical specifications

Product no.	Product Description	Outside Depth	Outside Width	Inside seat depth	Inside seat width	seat height adjustment	Max. load kg	Max. load lbs	Product weight in kg	Product weight in lbs
5100 5500	Elexo Shower-toilet chair	33	27	18	18	20 - 41	180	400	50	110

All measurements in this matrix are in inches.

5100 5300

Elexo XXL Shower-toilet chair

Technical specifications

Product no.	Product Description	Outside Depth	Outside Width	Inside seat depth	Inside seat width	seat height adjustment	Max. load kg	Max. load lbs	Product weight in kg	Product weight in lbs
5100 5300	Elexo XXL Shower-toilet chair	45	33	24	28	20/43	220	485	75	165

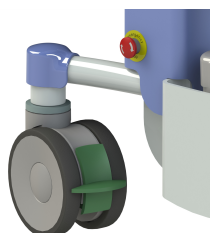
All measurements in this matrix are in inches.



Because good hygiene must also be accessible to everyone.



Fold-out and removable footrests.
Extended fully fold-out armrests.



Fitted with a directional wheel.

Suitable for up to 485 lbs / 220 kg.

Our Most Popular Chair!

5100 5600

Reflex Shower-toilet chair

Optimal comfort for both caregivers and clients.



Easy-to-use touch controls in the backrest.



Removable and height adjustable footrest and calf protection.



Optional: platilon backrest and seat.



Optional: Reflex with Flexo legrests.



Adjustable headrest.



Technical specifications

Product no.	Product Description	Outside Depth	Outside Width	Inside seat depth	Inside seat width	seat height adjustment	Max. load kg	Max. load lbs	Product weight in kg	Product weight in lbs
5100 5600	Reflex Shower-toilet chair	35	26	18	18	20-39	135	300	53	120
5100 5605	Reflex Flexo Foot Rest	35	26	18	18	20-39	135	300	53	120

All measurements in this matrix are in inches.

5100 5700

Tango Shower-toilet chair

Technical specifications

Product no.	Product Description	Outside Depth	Outside Width	Inside seat depth	Inside seat width	seat height	Max. load kg	Max. load lbs	Product weight in kg	Product weight in lbs
5100 5700	Tango Shower-toilet chair	32	26	18	18	22	180	400	21	50

All measurements in this matrix are in inches.

Functional and simple.



Foldable armrests.



Foldable and swingaway footrests.



Padded seat with toilet opening.

5100 5705

Tango XL Shower-toilet chair

Technical specifications

Product no.	Product Description	Outside Depth	Outside Width	Inside seat depth	Interior width	seat height	Max. load kg	Max. load lbs	Product weight in kg	Product weight in lbs
5100 5075R	New Tango XL Shwr/Tlt chair	39*	26.6	19.6	22**	21.6	250	550	21	50

*with footrests, 27.3 without footrests, **Seat Width
All measurements in this matrix are in inches.

Suitable for larger individuals up to **550 lbs.**



REVISED ergonomically designed armrests and seat.



- Higher weight capacity: 550 lbs.
- Split seat for easy access
- New swing-away footrest design
- Wider seating surface



Swing-up armrests.

5100 5800

Tango XXL Shower-toilet chair



Safe and comfortable care.



Suitable for up to 793 lbs / 360 kg.

Swing-away and removable footrests.
Extended fully swing-away armrests.

Two part seat with front and back openings.

Technical specifications

Product no.	Product Description	Outside Depth	Outside Width	Inside seat depth	Inside seat width	seat height	Max. load kg	Max. load lbs	Product weight in kg	Product weight in lbs
5100 5800	Tango XXL Shower-toilet chair	40	32	24	28	20	360	793	30.5	67

All measurements in this matrix are in inches.

Accessories for Shower-toilet chairs

Product no.	Product description	Nemo	Flexo	Elexo	Elexo XXL	Reflex	Tango	Tango XL	Tango XXL
6100 5500	Headrest		•	•					
6840 5661	Vertical Locking FLA	•	•	•		•	•		
6950 1120	Seat Belt for Lopital	•	•	•	•	•	•	•	•
6950 1104	Commode Pan and Lid	•	•	•	•	•	•	•	•
6950 5624	Platilon Seat Back	•	•	•		•	•		
6950 5625	Platilon Seat	•	•	•		•	•		
6960 8026	Comfort Adjust Legrest	•	•	•	•	•		•	
6975 8045	4 point Safety Belt	•	•	•	•	•	•	•	•



6840 5500



6840 5661



6950 1120



6950 1104



6950 5624 (Back)
6950 5625 (Seat)



6960 8026



6960 8026 Detail



6975 8045



6950 1104
Bedpan synthetic



Showering in a supine position

For some people with a disability, it is more pleasant or better to be washed and taken care of in a lying position. Our trolley allows this. This enables an immobile person to be cared for in comfort.

The correct shower trolley or dressing table will ensure that the caregiver has greater freedom of movement, can work closer to the care recipient and the work causes less strain. It also enables the care recipient to play a more active role in his or her personal care.

Depending on the space that is available and the needs, you can choose from mobile shower trolleys /dressing tables and wall mounted stretchers / dressing tables. There is also a choice between electric and hydraulic height-adjustable shower / dressing tables.

Dressing in a supine position

In specific situations we can customize a shower trolley / dressing table according to your personal wishes.

One of the benefits of a mobile (height adjustable) shower trolley / dressing table is that the number of transfers can be reduced. The trolley can be placed immediately next to the bed and adjusted to the required height. This enables a simple horizontal transfer using simple tools.

Marina Shower stretcher



For more information visit our website

www.procare-medical.com

Vienna Dressing Table



6100 2400

Sirocco Shower stretcher


Technical specifications

Product no.	Product Description	Outside Length	Outside Width	Inside length	Inside width	Lying surface height adjustment	Max. load kg	Max. load lbs	Product weight in kg	Product weight in lbs
6100 2400	Sirocco Shower stretcher wall-mounted, left height adjust	78.75	32	74.80	23.6	17 - 40.5	150	330	80	180
6100 2401	Sirocco Shower stretcher wall-mounted, right height adjust	78.75	31	74.80	23.6	17 - 40.5	150	330	80	180

All measurements in this matrix are in inches.



Folding down side rail.



Removable battery.

- Wall-mounted.
- Foldable.
- Shock-free electric adjustment from 40 to 100 cm.
- Only suitable for bathrooms with a minimum height of 230 cm.

Vienna Dressing Table

6500 5015 / 6500 5020
Vienna Dressing Table
electric height adjustment



- Wall mounted.
- Synthetic blue leather upholstery.
- Foldable, gas spring assisted.
- Suitable for bathrooms with a minimum height of 230 cm / 90.6 inch
- Synthetic screen guard.
- Adjustable backrest.
- Side rail.
- **Optional:** extra battery pack.



6500 4020 / 6500 4025
Vienna Dressing Table
hydraulic height adjustable



6500 4021 / 6500 4026
Vienna Dressing Table
electric height adjustable

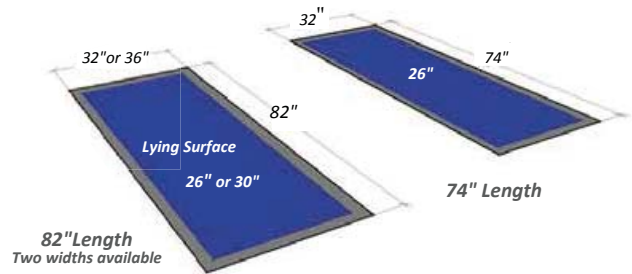
Technical specifications

Product no.	Product Description	Outside Length	Outside Width	Inside length	Inside width	Lying surface height adjustment	Max. load kg	Max. load lbs	Product weight in kg	Product weight in lbs
6500 5015	Vienna Dressing Table electric height adjustment	63	36	63	35	33.5	150	330	75	165
6500 5020	Vienna Dressing Table electric height adjustment	75	36	75	35	33.5	150	330	78	172
6500 4020	Vienna Dressing Table hydraulic height adjustable	63	32	63	31	33.5	150	330	60	132
6500 4025	Vienna Dressing Table hydraulic height adjustable	75	32	75	31	33.5	150	330	63	139
6500 4021	Vienna Dressing Table electric height adjustable	63	32	63	31	33.5	150	330	60	132
6500 4026	Vienna Dressing Table electric height adjustable	75	32	75	31	33.5	150	330	63	139

All measurements in this matrix are in inches.

6100 2300 / 6100 2350

Marina Shower stretcher



Hand control Marina electric.

Marina electric with Emergency Lowering Button and on / off switch.

Technical specifications

Product no.	Product Description	Outside Length	Outside Width	Inside length	Inside width	Lying surface height adjustment	Max. load kg	Max. load lbs	Product weight in kg	Product weight in lbs
6100 2300	Marina Shower stretcher hydraulic	82	32	75	26	18 - 39	180	400	68	150
6100 2305	Marina Shower stretcher hydraulic	82	36	75	30	18 - 39	180	400	74	163
6100 2320	Marina Shower stretcher hydraulic	74	32	67	26	18 - 39	180	400	76	167
6100 2350	Marina Shower stretcher electric	82	32	75	26	18 - 39	180	400	75	165
6100 2355	Marina Shower stretcher electric	82	36	75	30	18 - 39	180	400	78	172
6100 2370	Marina Shower stretcher electric	74	32	67	26	18 - 39	180	400	76	167

All measurements in this matrix are in inches.

7100 0226

Wall-mounted Disinfection Cabinet



The lockable and spacious cabinet can hold multiple bottles of disinfectant, bathing solutions, or cleaning supplies.



10' coiled hose allows the staff to disinfect large or hard-to-reach areas.

The Wall-Mounted Disinfection Cabinet is a highly efficient system that simplifies disinfection and greatly reduces the possibility of cross-contamination in your bathing and/or showering areas. A majority of long term care residents are incontinent requiring all surfaces and equipment to be disinfected after each resident bathing and/or showering. The unique mixing valve uses the exact dilution ratio of disinfectant solution for optimal performance against a wide variety of microorganisms and greatly reduces bacterial contamination. The lockable cabinet provides a secure place for disinfectants and cleaning supplies.

- Made of highest quality components and materials.
- An **outstanding warranty** resulting in low cost of ownership (5 years for external finishes and composite shell, 3 years for all moving and stationary parts).
- **Nationwide distribution and customer service.**

Technical specifications

Width:	20"
Height:	20"
Depth:	8"
Water Supply Inlet:	3/8" Quick Connect
Dilution Ratio:	2 oz. disinfection solution : 1 gallon water (adjustable)
Hose Length:	10'
Door Configuration:	Right or left hinge



Product Specifications

Shower-toilet chairs

Product no.	Product description	Adjustable hydraulic/electric or fixed	Mobile	Height adjustable	Headrest	Tilt mechanism	Shower	Toilet	Closed cell foam	Tech. lifespan min. 10 years*	Armrests with front locking	Can be wheeled over toilet	Bariatric
5100 5199	Flexo Shower-toilet chair	hydraulic	•	•	optional	*	•	•	•	•	•	•	
5100 5500	Eleexo Shower-toilet chair	electric	•	•	optional	*	•	•	•	•	•	•	
5100 5300	Eleexo XXL Shower-toilet chair	electric	•	•		*	•	•	•	•		•	•
5100 5600	Reflex Shower-toilet chair	electric	•	•	•	•	•	•	•	•	•	•	
5100 5100	Nemo Tilt in Space S/T	hydraulic	•		•	•	•	•	•	•	optional	•	
5100 5705	Tango XL Shower-toilet chair	fixed	•		optional		•	•	•	•		•	•
5100 5605	Reflex Shower-toilet chair with foldable footrests	electric	•	•	•	•	•	•	•	•	•	•	
5100 5800	Tango XXL	fixed	•				•	•	•	•		•	•

*Tilts automatically with height adjustment.



5100 5100
Nemo Tilt in Space Shower-Toilet Chair



5100 5199
Flexo Shower-toilet chair



5100 5500
Eleexo Shower-toilet chair



5100 5300
Eleexo XXL Shower-toilet chair



5100 5600
Reflex Shower-toilet chair



5100 5605
Reflex Shower-toilet chair with foldable footrests



5100 5700
Tango Shower-toilet chair



5100 5705
Tango XL Shower-toilet chair



5100 5800
Tango XXL Shower-toilet chair

Product Specifications

Shower stretchers

Product no.	Product description	Adjustable hydraulic/ electric or fixed	Mobile	Height adjustable	Tilt mechanism	Adjustable backrest	Central brake	Vertical height adjustment	Extra external battery pack	Modern design	Tech. lifespan min. 10 years*	Aluminum light weight	Comfort cushion	Wall mounted	Oversized
6100 2300-6100 2320	Marina Shower stretcher hydraulic	hydraulic	•	•	•		optional	•		•	•	•	•		•
6100 2350-6100 2370	Marina Shower stretcher electric	electric	•	•	•		optional	•		•	•	•	•		•
6100 2400/6100 2401	Sirocco Shower stretcher wall mounted left / right	electric		•				•	optional	•	•		•	•	
6100 4020/25 6500 4021/26	Vienna Hydr. Dressing Table Vienna Elec. Dressing Table	hydraulic electric	• •	• •		• •		• •	optional	• •	• •				
6500 5015/ 6300 5020	Vienna wall mounted 160 / 190 Changing Table	electric		•		•		•	optional	•	•			•	

For instruction and demonstration go to: www.lopital.com/videos



6100 2300
Marina Shower stretcher
hydraulic height adjustment



6100 2350
Marina Shower stretcher
electric height adjustment



6100 2400
Sirocco Shower stretcher
electric height adjustment
wall mounted



6500 4020 / 6500 4025
Vienna Dressing Table
hydraulic height adjustable



6500 4021 / 6500 4026
Vienna Dressing Table
electric height adjustable



6500 5015 / 6500 5020
Vienna Dressing Table electric
height adjustment

Supplier of



lopital[®]

Products

Creating balance in healthcare

Lopital Products are imported to the United States

by

ProCare Medical
healthcare solutions²

759 Flory Mill Road

Lancaster, PA 17601

Ph: 855-528-0421

Fax: 877-527-0421

www.procare-medical.com

**For additional information, please contact
your local dealer, or contact ProCare Medical
for the Lopital dealer near you!**

Local Dealer:

